



## Getting started with MI-Map is as easy as 1,2,3

### 1 Familiarize yourself with the structure shared in all of the packets.

The inside cover of this introduction shows common elements for quick browsing of any packet.

### 2 Check out the large clusters of packets.

The index on this page lists major sections. Individual pages inserted in this wrapper give you more detail about how they fit into the MI-Map journey. Individual packets are listed for each section.

### 3 Use the Michigan Continuous School Improvement Process to determine where to begin!

As the School Improvement Team begins to gather data and determine your school's needs, they might identify packets to assist with the process such as, gathering and analyzing data, organizing processes, implementing and monitoring strategies, and measuring student progress. MiMap packets can also be used directly to assist the staff with their work.

MiMap provides practical strategies and materials to shape, support, and sustain system-wide innovation and continuous school improvement.



## Mi-Map Index

0

Overview of School Improvement

1

Organizing Administrative Systems

2

Holding a Shared Vision

3

Tending to Spirit/Culture

4

Moving Decisively Toward Data

5

Designing and Delivering Instruction

6

Aligning Curriculum

7

Learning as a Professional Community

8

Sharing Decision Making

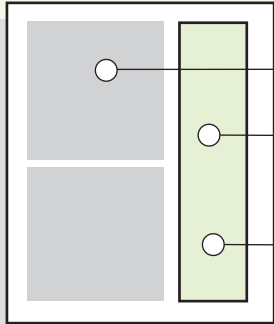
9

Using Technology

10

Coordinated School Health

#### Front Page



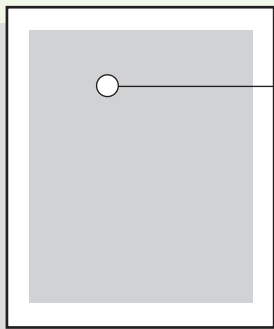
#### Should I pick up this packet?

**Rationale:** Why schools consider taking on the packet's work.

**Time/Cost Considerations:** Things to think about before jumping in.

**Results:** What you'll have at the end of the process inside.

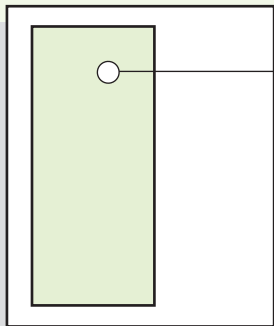
#### Second Page



#### What exactly do I do?

**Step by Step Instructions:** These give a *process* to get you to the results you want. Circled numbers come with "inserts" that provide materials to copy, use or adopt for that step. Inserts are MS-Word or Excel files available on the web for customizing.

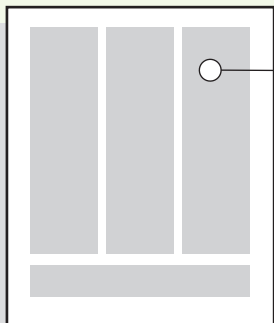
#### Third Page



#### But I have 30 other things to do!

**Crosswalks to major initiatives:** This area provides information linking this process/work to major initiatives in your school life. These connections show how doing this one thing fits with ESEA, the State Accreditation System, and the Michigan Continuous School Improvement Process.

#### Back Page



#### Okay, now what?

**Resources:** This page provides resources for the next steps if this basic process gets your juices flowing.

